



TISCH ENVIRONMENTAL, INC.
 145 SOUTH MIAMI AVE
 VILLAGE OF CLEVELAND, OH
 45002
 513.467.9000
 877.263.7610 TOLL FREE
 513.467.9009 FAX

ORIFICE TRANSFER STANDARD CERTIFICATION WORKSHEET TE-5025A

Date - Jul 14, 2014 Rootsmeter S/N 0438320 Ta (K) - 298
 Operator Tisch Orifice I.D. - 0005 Pa (mm) - 749.3

PLATE OR Run #	VOLUME START (m3)	VOLUME STOP (m3)	DIFF VOLUME (m3)	DIFF TIME (min)	METER DIFF Hg (mm)	ORFICE DIFF H2O (in.)
1	NA	NA	1.00	1.3870	3.2	2.00
2	NA	NA	1.00	0.9830	6.4	4.00
3	NA	NA	1.00	0.8760	7.9	5.00
4	NA	NA	1.00	0.8340	8.8	5.50
5	NA	NA	1.00	0.6860	12.7	8.00

DATA TABULATION

Vstd	(x axis) Qstd	(y axis)	Va	(x axis) Qa	(y axis)
0.9817	0.7078	1.4042	0.9957	0.7179	0.8919
0.9775	0.9944	1.9859	0.9915	1.0086	1.2613
0.9754	1.1135	2.2203	0.9894	1.1294	1.4101
0.9743	1.1683	2.3286	0.9882	1.1849	1.4790
0.9692	1.4128	2.8084	0.9830	1.4330	1.7837
Qstd slope (m) = 1.99175			Qa slope (m) = 1.24720		
intercept (b) = -0.00041			intercept (b) = -0.00026		
coefficient (r) = 0.99991			coefficient (r) = 0.99991		
y axis = SQRT[H2O(Pa/760) (298/Ta)]			y axis = SQRT[H2O(Ta/Pa)]		

CALCULATIONS

Vstd = Diff. Vol [(Pa-Diff. Hg)/760] (298/Ta)
 Qstd = Vstd/Time

Va = Diff Vol [(Pa-Diff Hg)/Pa]
 Qa = Va/Time

For subsequent flow rate calculations:

Qstd = 1/m{ [SQRT(H2O(Pa/760) (298/Ta))] - b}
 Qa = 1/m{ [SQRT H2O(Ta/Pa)] - b}



Lam Geotechnics Limited

Calibration Data for High Volume Sampler (TSP Sampler)

Location : ACL1
 Equipment no. : EL380

Calibration Date : 04-Feb-15
 Calibration Due Date : 04-Apr-15

CALIBRATION OF CONTINUOUS FLOW RECORDER

Ambient Condition			
Temperature, T _a	289	Kelvin	Pressure, P _a
			1024 mmHg

Orifice Transfer Standard Information					
Equipment No.	EL086	Slope, m _c	1.99175	Intercept, b _c	-0.00041
Last Calibration Date	14-Jul-14	$(H \times P_a / 1013.3 \times 298 / T_a)^{1/2}$ $= m_c \times Q_{std} + b_c$			
Next Calibration Date	14-Jul-15				

Calibration of TSP						
Calibration Point	Manometer Reading			Q _{std} (m ³ / min.) X-axis	Continuous Flow Recorder, W (CFM)	IC (W(P _a /1013.3x298/T _a) ^{1/2} /35.31) Y-axis
	(up)	(down)	(difference)			
1	5.6	5.6	11.2	1.7154	59	60.2271
2	4.5	4.5	9.0	1.5377	55	56.1439
3	3.5	3.5	7.0	1.3562	49	50.0191
4	2.2	2.2	4.4	1.0753	42	42.8736
5	1.8	1.8	3.6	0.9726	36	36.7488

By Linear Regression of Y on X

Slope, m = 30.5870 Intercept, b = 8.4775

Correlation Coefficient* = 0.9926

Calibration Accepted = Yes/No**

* if Correlation Coefficient < 0.990, check and recalibration again.

** Delete as appropriate.

Remarks : _____

Calibrated by : LuLu Mar
 Date : 04-Feb-15

Checked by : Derek Lo
 Date : 04-Feb-15



Lam Geotechnics Limited

Calibration Data for High Volume Sampler (TSP Sampler)

Location : ACL1
 Equipment no. : EL380

Calibration Date : 02-Apr-15
 Calibration Due Date : 02-Jun-15

CALIBRATION OF CONTINUOUS FLOW RECORDER

Ambient Condition			
Temperature, T _a	299	Kelvin	Pressure, P _a
			1009 mmHg

Orifice Transfer Standard Information					
Equipment No.	EL086	Slope, m _c	1.99175	Intercept, b _c	-0.00041
Last Calibration Date	14-Jul-14	$(H \times P_a / 1013.3 \times 298 / T_a)^{1/2}$ $= m_c \times Q_{std} + b_c$			
Next Calibration Date	14-Jul-15				

Calibration of TSP						
Calibration Point	Manometer Reading			Q _{std} (m ³ / min.) X-axis	Continuous Flow Recorder, W (CFM)	IC (W(P _a /1013.3x298/T _a) ^{1/2} /35.31) Y-axis
	(up)	(down)	(difference)			
1	6.4	6.4	12.8	1.7897	58	57.7799
2	5.3	5.3	10.6	1.6286	51	50.8065
3	4.1	4.1	8.2	1.4325	45	44.8293
4	2.5	2.5	5.0	1.1186	37	36.8596
5	1.6	1.6	3.2	0.8949	29	28.8900

By Linear Regression of Y on X

Slope, m = 30.9300 Intercept, b = 1.3705
 Correlation Coefficient* = 0.9966
 Calibration Accepted = Yes/No**

* if Correlation Coefficient < 0.990, check and recalibration again.

** Delete as appropriate.

Remarks : _____

Calibrated by : LuLu Mar
 Date : 02-Apr-15

Checked by : Derek Lo
 Date : 02-Apr-15



Lam Geotechnics Limited

Calibration Data for High Volume Sampler (TSP Sampler)

Location : ACL2a Calibration Date : 12-Feb-15
 Equipment no. : EL111 Calibration Due Date : 12-Apr-15

CALIBRATION OF CONTINUOUS FLOW RECORDER

Ambient Condition			
Temperature, T _a	290	Kelvin	Pressure, P _a
			1018 mmHg

Orifice Transfer Standard Information					
Equipment No.	EL086	Slope, m _c	1.99175	Intercept, b _c	-0.00041
Last Calibration Date	14-Jul-14	$(H \times P_a / 1013.3 \times 298 / T_a)^{1/2}$ $= m_c \times Q_{std} + b_c$			
Next Calibration Date	14-Jul-15				

Calibration of TSP						
Calibration Point	Manometer Reading			Q _{std} (m ³ / min.) X-axis	Continuous Flow Recorder, W (CFM)	IC (W(P _a /1013.3x298/T _a) ^{1/2} /35.31) Y-axis
	(up)	(down)	(difference)			
1	6.5	6.5	13.0	1.8395	63	64.0110
2	5.2	5.2	10.4	1.6453	57	57.9147
3	4.1	4.1	8.2	1.4610	50	50.8024
4	2.6	2.6	5.2	1.1635	41	41.6579
5	1.6	1.6	3.2	0.9128	32	32.5135

By Linear Regression of Y on X

Slope, m = 33.8993 Intercept, b = 1.7715

Correlation Coefficient* = 0.9995

Calibration Accepted = Yes/No**

* if Correlation Coefficient < 0.990, check and recalibration again.

** Delete as appropriate.

Remarks : _____

Calibrated by : LuLu Mar Checked by : Derek Lo
 Date : 12-Feb-15 Date : 12-Feb-15



Lam Geotechnics Limited

Calibration Data for High Volume Sampler (TSP Sampler)

Location : ACL2a Calibration Date : 10-Apr-15
 Equipment no. : EL111 Calibration Due Date : 10-Jun-15

CALIBRATION OF CONTINUOUS FLOW RECORDER

Ambient Condition			
Temperature, T _a	291	Kelvin	Pressure, P _a
			1018 mmHg

Orifice Transfer Standard Information					
Equipment No.	EL086	Slope, m _c	1.99175	Intercept, b _c	-0.00041
Last Calibration Date	14-Jul-14	$(H \times P_a / 1013.3 \times 298 / T_a)^{1/2}$ $= m_c \times Q_{std} + b_c$			
Next Calibration Date	14-Jul-15				

Calibration of TSP						
Calibration Point	Manometer Reading			Q _{std} (m ³ / min.) X-axis	Continuous Flow Recorder, W (CFM)	IC (W(P _a /1013.3x298/T _a) ^{1/2} /35.31) Y-axis
	(up)	(down)	(difference)			
1	6.2	6.2	12.4	1.7935	62	62.8866
2	4.9	4.9	9.8	1.5944	54	54.7722
3	3.7	3.7	7.4	1.3855	48	48.6864
4	2.3	2.3	4.6	1.0924	38	38.5434
5	1.4	1.4	2.8	0.8523	32	32.4576

By Linear Regression of Y on X

Slope, m = 32.2593 Intercept, b = 4.1246

Correlation Coefficient* = 0.9976

Calibration Accepted = Yes/No**

* if Correlation Coefficient < 0.990, check and recalibration again.

** Delete as appropriate.

Remarks : _____

Calibrated by : LuLu Mar Checked by : Derek Lo
 Date : 10-Apr-15 Date : 10-Apr-15



CERTIFICATE OF CALIBRATION

Certificate No.: 15CA0302 01 Page 1 of 2

Item tested

Description:	Sound Level Meter (Class 1)	,	Microphone
Manufacturer:	Larson Davis	,	-
Type/Model No.:	Model 831	,	377B02
Serial/Equipment No.:	0003227	,	SNLW135892
Adaptors used:	-	,	-

Item submitted by

Customer Name:	Lam Geotechnics Limited
Address of Customer:	-
Request No.:	-
Date of receipt:	02-Mar-2015

Date of test: 02-Mar-2015

Reference equipment used in the calibration

Description:	Model:	Serial No.	Expiry Date:	Traceable to:
Multi function sound calibrator	B&K 4226	2288444	20-Jun-2015	CIGISMEC
Signal generator	DS 360	33873	09-Apr-2015	CEPREI
Signal generator	DS 360	61227	09-Apr-2015	CEPREI

Ambient conditions

Temperature:	21 ± 1 °C
Relative humidity:	60 ± 10 %
Air pressure:	1010 ± 5 hPa

Test specifications

- 1, The Sound Level Meter has been calibrated in accordance with the requirements as specified in BS 7580: Part 1: 1997 and the lab calibration procedure SMTP004-CA-152.
- 2, The electrical tests were performed using an electrical signal substituted for the microphone which was removed and replaced by an equivalent capacitance within a tolerance of ±20%.
- 3, The acoustic calibration was performed using an B&K 4226 sound calibrator and corrections was applied for the difference between the free-field and pressure response of the Sound Level Meter.

Test results

This is to certify that the Sound Level Meter conforms to BS 7580: Part 1: 1997 for the conditions under which the test was performed.

Details of the performed measurements are presented on page 2 of this certificate.


Actual Measurement data are documented on worksheets.

Approved Signatory:

Huang Jian Min/Feng Jun Qi

Date: 03-Mar-2015

Company Chop:



Comments: The results reported in this certificate refer to the condition of the instrument on the date of calibration and carry no implication regarding the long-term stability of the instrument.



CERTIFICATE OF CALIBRATION

(Continuation Page)

Certificate No.: 15CA0302 01 Page 2 of 2

1, Electrical Tests

The electrical tests were performed using an equivalent capacitance substituted for the microphone. The results are given in below with test status and the estimated uncertainties. The "Pass" means the result of the test is inside the tolerances stated in the test specifications. The "-" means the result of test is outside these tolerances.

Test:	Subtest:	Status:	Expanded Uncertainty (dB) / Coverage Factor	
Self-generated noise	A	Pass	0.3	
	C	Pass	0.8	2.1
	Lin	Pass	1.6	2.2
Linearity range for Leq	At reference range , Step 5 dB at 4 kHz	Pass	0.3	
	Reference SPL on all other ranges	Pass	0.3	
	2 dB below upper limit of each range	Pass	0.3	
	2 dB above lower limit of each range	Pass	0.3	
Linearity range for SPL	At reference range , Step 5 dB at 4 kHz	Pass	0.3	
	Frequency weightings			
Time weightings	A	Pass	0.3	
	C	Pass	0.3	
	Lin	Pass	0.3	
Peak response	Single Burst Fast	Pass	0.3	
	Single Burst Slow	Pass	0.3	
R.M.S. accuracy	Single 100 μ s rectangular pulse	N/A	N/A	
Time weighting I	Crest factor of 3	Pass	0.3	
	Single burst 5 ms at 2000 Hz	Pass	0.3	
	Repeated at frequency of 100 Hz	Pass	0.3	
Time averaging	1 ms burst duty factor 1/10 ³ at 4kHz	Pass	0.3	
	1 ms burst duty factor 1/10 ⁴ at 4kHz	Pass	0.3	
Pulse range	Single burst 10 ms at 4 kHz	Pass	0.4	
Sound exposure level	Single burst 10 ms at 4 kHz	Pass	0.4	
Overload indication	SPL	Pass	0.3	
	Leq	Pass	0.4	

2, Acoustic tests

The complete sound level meter was calibrated on the reference range using a B&K 4226 acoustic calibrator with 1000Hz and SPL 94 dB. The sensitivity of the sound level meter was adjusted. The test result at 125 Hz and 8000 Hz are given in below with test status and the estimated uncertainties.

Test:	Subtest	Status	Expanded Uncertainty (dB) / Coverage Factor	
Acoustic response	Weighting A at 125 Hz	Pass	0.3	
	Weighting A at 8000 Hz	Pass	0.5	

3, Response to associated sound calibrator

N/A

The expanded uncertainties have been calculated in accordance with the ISO Publication "Guide to the expression of uncertainty in measurement", and gives an interval estimated to have a level of confidence of 95 %. A coverage factor of 2 is assumed unless explicitly stated.

- End -

Calibrated by:

Date: 02-Mar-2015

Fung Chi Yip

Checked by:

Date: 03-Mar-2015

Lam Tze Wai

The standard(s) and equipment used in the calibration are traceable to national or international recognised standards and are calibrated on a schedule to maintain the required accuracy level.



CERTIFICATE OF CALIBRATION

Certificate No.: 14CA0529 01-02

Page: 1 of 2

Item tested

Description: Acoustical Calibrator (Class 1)
Manufacturer: Rion Co., Ltd.
Type/Model No.: NC-73
Serial/Equipment No.: 10465798
Adaptors used: -

Item submitted by

Customer: Lam Geotechnics Limited
Address of Customer: -
Request No.: -
Date of receipt: 29-May-2014

Date of test: 30-May-2014

Reference equipment used in the calibration

Description:	Model:	Serial No.	Expiry Date:	Traceable to:
Lab standard microphone	B&K 4180	2412857	13-May-2015	SCL
Preamplifier	B&K 2673	2239857	10-Apr-2015	CEPREI
Measuring amplifier	B&K 2610	2346941	08-Apr-2015	CEPREI
Signal generator	DS 360	61227	09-Apr-2015	CEPREI
Digital multi-meter	34401A	US36087050	17-Dec-2014	CEPREI
Audio analyzer	8903B	GB41300350	07-Apr-2015	CEPREI
Universal counter	53132A	MY40003662	11-Apr-2015	CEPREI

Ambient conditions

Temperature: 22 ± 1 °C
Relative humidity: 60 ± 10 %
Air pressure: 1000 ± 10 hPa

Test specifications

- The Sound Calibrator has been calibrated in accordance with the requirements as specified in IEC 60942 1997 Annex B and the lab calibration procedure SMTP004-CA-156.
- The calibrator was tested with its axis vertical facing downwards at the specific frequency using insert voltage technique.
- The results are rounded to the nearest 0.01 dB and 0.1 Hz and have not been corrected for variations from a reference pressure of 1013.25 hectoPascals as the maker's information indicates that the instrument is insensitive to pressure changes.

Test results

Details of the performed measurements are presented on **page 2** of this certificate.

Approved Signatory:


Huang Jian Min/Feng Jun Qi

Date: 30-May-2014

Company Chop:



Comments: The results reported in this certificate refer to the condition of the instrument on the date of calibration and carry no implication regarding the long-term stability of the instrument.



CERTIFICATE OF CALIBRATION

(Continuation Page)

Certificate No.: 14CA0529 01-02

Page: 2 of 2

1, Measured Sound Pressure Level

The output Sound Pressure Level in the calibrator head was measured at the setting and frequency shown using a calibrated laboratory standard microphone and insert voltage technique. The results are given in below with the estimated uncertainties.

Frequency Shown Hz	Output Sound Pressure Level Setting dB	Measured Output Sound Pressure Level dB	(Output level in dB re 20 μ Pa)
			Estimated Expanded Uncertainty dB
1000	94.00	94.57	0.10

2, Sound Pressure Level Stability - Short Term Fluctuations

The Short Term Fluctuations was determined by measuring the maximum and minimum of the fast weighted DC output of the B&K 2610 measuring amplifier over a 20 second time interval as required in the standard. The Short Term Fluctuation was found to be:

At 1000 Hz **STF = 0.001 dB**

Estimated expanded uncertainty 0.005 dB

3, Actual Output Frequency

The determination of actual output frequency was made using a B&K 4180 microphone together with a B&K 2673 preamplifier connected to a B&K 2610 measuring amplifier. The AC output of the B&K 2610 was taken to an universal counter which was used to determine the frequency averaged over 20 second of operation as required by the standard. The actual output frequency at 1 KHz was:

At 1000 Hz **Actual Frequency = 965.6 Hz**

Estimated expanded uncertainty 0.1 Hz Coverage factor k = 2.2

4, Total Noise and Distortion

For the Total Noise and Distortion measurement, the unfiltered AC output of the B&K 2610 measuring amplifier was connected to an Agilent Type 8903 B distortion analyser. The TND result at 1 KHz was:

At 1000 Hz **TND = 0.9 %**

Estimated expanded uncertainty 0.7 %

The expanded uncertainties have been calculated in accordance with the ISO Publication "Guide to the expression of uncertainty in measurement", and gives an interval estimated to have a level of confidence of 95%. A coverage factor of 2 is assumed unless explicitly stated.

Calibrated by:

Date: 30-May-2014

Fung Chi Yip

- End -

Checked by:

Date: 30-May-2014

Lam Tze Wai

The standard(s) and equipment used in the calibration are traceable to national or international recognised standards and are calibrated on a schedule to maintain the required accuracy level.

**REPORT OF EQUIPMENT PERFORMANCE CHECK / CALIBRATION****Information supplied by customer:**

CONTACT: SAM LAM **WORK ORDER:** HK1510067
CLIENT: LAM GEOTECHNICS LIMITED
DATE RECEIVED: 25/02/2015
DATE OF ISSUE: 04/03/2015
ADDRESS: 11/F, CENTRE POINT, 181-185, GLOUCESTER ROAD,
WANCHAI, HONG KONG
PROJECT: ---

METHOD OF PERFORMANCE CHECK/ CALIBRATION:

Ref: APHA22nd ed 2130B

COMMENTS

It is certified that the item under performance check/calibration has been calibrated/checked by corresponding calibrated equipment in the laboratory.

Maximum Tolerance and calibration frequency stated in the report, unless otherwise stated, the internal acceptance criteria of Pilot Testing Limited will be followed.

Scope of Test:	Turbidity
Equipment Type:	Turbidimeter
Brand Name:	Xin Rui
Model No.:	WGZ-3B
Serial No.:	1203010
Equipment No.:	---
Date of Calibration:	25-Feb-15

Remarks:

This is the Final Report. Results apply to sample(s) as submitted. All pages of this report have been checked and approved for release.

Mr. Peter Lee
Director

This report may not be reproduced except with prior written approval from Pilot Testing Limited.

**REPORT OF EQUIPMENT PERFORMANCE CHECK / CALIBRATION**

WORK ORDER: HK1510067
DATE OF ISSUE: 04/03/2015
CLIENT: LAM GEOTECHNICS LIMITED

Equipment Type:	Turbidimeter
Brand Name:	Xin Rui
Model No.:	WGZ-3B
Serial No.:	1203010
Equipment No.:	---
Date of Calibration:	25-Feb-15
Date of next Calibration:	25-May-15

Parameters:**Turbidity**Method Ref: APHA 22nd ed. 2130B

Expected Reading (NTU)	Display Reading (NTU)	Tolerance (%)
0	0.00	---
4	3.98	-0.5
10	10.8	8.4
40	39.8	-0.4
100	100	0.2
400	373	-6.7
1000	964	-3.6
	Tolerance Limit (±%)	10.0

Remark: "Displayed Reading" presents the figures shown on item under calibration/checking regardless of equipment precision or significant figures.

This report may not be reproduced except with prior written approval from Pilot Testing Limited.



REPORT OF EQUIPMENT PERFORMANCE CHECK / CALIBRATION

Information supplied by customer:

CONTACT: SAM LAM **WORK ORDER:** HK1510002
CLIENT: LAM GEOTECHNICS LIMITED
DATE RECEIVED: 06/01/2015
DATE OF ISSUE: 13/01/2015
ADDRESS: 11/F, CENTRE POINT, 181-185, GLOUCESTER ROAD,
WANCHAI, HONG KONG
PROJECT: ---

METHOD OF PERFORMANCE CHECK/ CALIBRATION:

Ref: APHA22nd ed 2130B

COMMENTS

It is certified that the item under performance check/calibration has been calibrated/checked by corresponding calibrated equipment in the laboratory.

Maximum Tolerance and calibration frequency stated in the report, unless otherwise stated, the internal acceptance criteria of Pilot Testing Limited will be followed.

Scope of Test:	Turbidity
Equipment Type:	Turbidimeter
Brand Name:	Xin Rui
Model No.:	WGZ-3B
Serial No.:	1203015
Equipment No.:	---
Date of Calibration:	08/01/2015

Remarks:

This is the Final Report. Results apply to sample(s) as submitted. All pages of this report have been checked and approved for release.

Mr. Peter Lee
Director

This report may not be reproduced except with prior written approval from Pilot Testing Limited.

**REPORT OF EQUIPMENT PERFORMANCE CHECK / CALIBRATION**

WORK ORDER: HK1510002
DATE OF ISSUE: 13/01/2015
CLIENT: LAM GEOTECHNICS LIMITED

Equipment Type:	Turbidimeter
Brand Name:	Xin Rui
Model No.:	WGZ-3B
Serial No.:	1203015
Equipment No.:	---
Date of Calibration:	08/01/2015
Date of next Calibration:	08/04/2015

Parameters:**Turbidity**Method Ref: APHA 22nd ed. 2130B

Expected Reading (NTU)	Display Reading (NTU)	Tolerance (%)
0	0.00	---
4	4.20	5.0
10	9.80	-2.0
40	41.0	2.5
100	100	0.0
400	420	5.0
1000	990	-1.0
	Tolerance Limit (±%)	10.0

Remark: "Displayed Reading" presents the figures shown on item under calibration/checking regardless of equipment precision or significant figures.

This report may not be reproduced except with prior written approval from Pilot Testing Limited.



REPORT OF EQUIPMENT PERFORMANCE CHECK / CALIBRATION

Information supplied by customer:

CONTACT: SAM LAM **WORK ORDER:** HK1510130
CLIENT: LAM GEOTECHNICS LIMITED
DATE RECEIVED: 08/04/2015
DATE OF ISSUE: 15/04/2015
ADDRESS: 11/F, CENTRE POINT, 181-185, GLOUCESTER ROAD,
WANCHAI, HONG KONG
PROJECT: ---

METHOD OF PERFORMANCE CHECK/ CALIBRATION:

Ref: APHA22nd ed 2130B

COMMENTS

It is certified that the item under performance check/calibration has been calibrated/checked by corresponding calibrated equipment in the laboratory.

Maximum Tolerance and calibration frequency stated in the report, unless otherwise stated, the internal acceptance criteria of Pilot Testing Limited will be followed.

Scope of Test:	Turbidity
Equipment Type:	Turbidimeter
Brand Name:	Xin Rui
Model No.:	WGZ-3B
Serial No.:	1203015
Equipment No.:	---
Date of Calibration:	08/04/2015

Remarks:

This is the Final Report. Results apply to sample(s) as submitted. All pages of this report have been checked and approved for release.

Mr. Peter Lee
Director

This report may not be reproduced except with prior written approval from Pilot Testing Limited.

**REPORT OF EQUIPMENT PERFORMANCE CHECK / CALIBRATION**

WORK ORDER: HK1510130
DATE OF ISSUE: 15/04/2015
CLIENT: LAM GEOTECHNICS LIMITED

Equipment Type:	Turbidimeter
Brand Name:	Xin Rui
Model No.:	WGZ-3B
Serial No.:	1203015
Equipment No.:	---
Date of Calibration:	08/04/2015
Date of next Calibration:	08/07/2015

Parameters:
Turbidity

Method Ref: APHA 22nd ed. 2130B

Expected Reading (NTU)	Display Reading (NTU)	Tolerance (%)
0	0.00	---
4	4.22	5.5
10	9.77	-2.3
40	40.9	2.3
100	99	-1.0
400	412	3.0
1000	983	-1.7
	Tolerance Limit (±%)	10.0

Remark: "Displayed Reading" presents the figures shown on item under calibration/checking regardless of equipment precision or significant figures.

This report may not be reproduced except with prior written approval from Pilot Testing Limited.



REPORT OF EQUIPMENT PERFORMANCE CHECK / CALIBRATION

Information supplied by customer:

CONTACT: SAM LAM **WORK ORDER:** HK1510003
CLIENT: LAM GEOTECHNICS LIMITED
DATE RECEIVED: 06/01/2015
DATE OF ISSUE: 13/01/2015
ADDRESS: 11/F, CENTRE POINT, 181-185, GLOUCESTER ROAD,
WANCHAI, HONG KONG
PROJECT: ---

METHOD OF PERFORMANCE CHECK/ CALIBRATION:

Ref: APHA22nd ed 2130B

COMMENTS

It is certified that the item under performance check/calibration has been calibrated/checked by corresponding calibrated equipment in the laboratory.

Maximum Tolerance and calibration frequency stated in the report, unless otherwise stated, the internal acceptance criteria of Pilot Testing Limited will be followed.

Scope of Test:	Turbidity
Equipment Type:	Turbidimeter
Brand Name:	Xin Rui
Model No.:	WGZ-3B
Serial No.:	1309192
Equipment No.:	---
Date of Calibration:	08/01/2015

Remarks:

This is the Final Report. Results apply to sample(s) as submitted. All pages of this report have been checked and approved for release.

Mr. Peter Lee
Director

This report may not be reproduced except with prior written approval from Pilot Testing Limited.

**REPORT OF EQUIPMENT PERFORMANCE CHECK / CALIBRATION**

WORK ORDER: HK1510003
DATE OF ISSUE: 13/01/2015
CLIENT: LAM GEOTECHNICS LIMITED

Equipment Type:	Turbidimeter
Brand Name:	Xin Rui
Model No.:	WGZ-3B
Serial No.:	1309192
Equipment No.:	---
Date of Calibration:	08/01/2015
Date of next Calibration:	08/04/2015

Parameters:**Turbidity**Method Ref: APHA 22nd ed. 2130B

Expected Reading (NTU)	Display Reading (NTU)	Tolerance (%)
0	0.00	---
4	3.91	-2.3
10	10.2	2.0
40	40.0	0.0
100	103	3.0
400	413	3.3
1000	988	-1.2
	Tolerance Limit (±%)	10.0

Remark: "Displayed Reading" presents the figures shown on item under calibration/checking regardless of equipment precision or significant figures.

This report may not be reproduced except with prior written approval from Pilot Testing Limited.



REPORT OF EQUIPMENT PERFORMANCE CHECK / CALIBRATION

Information supplied by customer:

CONTACT: SAM LAM **WORK ORDER:** HK1510131
CLIENT: LAM GEOTECHNICS LIMITED
DATE RECEIVED: 08/04/2015
DATE OF ISSUE: 15/04/2015
ADDRESS: 11/F, CENTRE POINT, 181-185, GLOUCESTER ROAD,
WANCHAI, HONG KONG
PROJECT: ---

METHOD OF PERFORMANCE CHECK/ CALIBRATION:

Ref: APHA22nd ed 2130B

COMMENTS


It is certified that the item under performance check/calibration has been calibrated/checked by corresponding calibrated equipment in the laboratory.

Maximum Tolerance and calibration frequency stated in the report, unless otherwise stated, the internal acceptance criteria of Pilot Testing Limited will be followed.

Scope of Test:	Turbidity
Equipment Type:	Turbidimeter
Brand Name:	Xin Rui
Model No.:	WGZ-3B
Serial No.:	1309192
Equipment No.:	---
Date of Calibration:	08/04/2015

Remarks:

This is the Final Report. Results apply to sample(s) as submitted. All pages of this report have been checked and approved for release.



Mr. Peter Lee
Director

This report may not be reproduced except with prior written approval from Pilot Testing Limited.

**REPORT OF EQUIPMENT PERFORMANCE CHECK / CALIBRATION**

WORK ORDER: HK1510131
DATE OF ISSUE: 15/04/2015
CLIENT: LAM GEOTECHNICS LIMITED

Equipment Type:	Turbidimeter
Brand Name:	Xin Rui
Model No.:	WGZ-3B
Serial No.:	1309192
Equipment No.:	---
Date of Calibration:	08/04/2015
Date of next Calibration:	08/07/2015

Parameters:
Turbidity

Method Ref: APHA 22nd ed. 2130B

Expected Reading (NTU)	Display Reading (NTU)	Tolerance (%)
0	0.00	---
4	3.89	-2.8
10	10.3	3.0
40	41.5	3.8
100	97	-3.0
400	394	-1.5
1000	978	-2.2
	Tolerance Limit ($\pm\%$)	10.0

Remark: "Displayed Reading" presents the figures shown on item under calibration/checking regardless of equipment precision or significant figures.

This report may not be reproduced except with prior written approval from Pilot Testing Limited.



EQUIPMENT PERFORMANCE CHECK / CALIBRATION REPORT

Report No. : HK1510049
Project Name : EQUIPMENT PERFORMANCE CHECK/CALIBRATION REPORT
Date of Issue : 13/02/2015


Customer : LAM GEOTECHNICS LIMITED
Address : 11/F., CENTRE POINT, 181-185 GLOUCESTER ROAD, WAN CHAI, HONG KONG

Calibration Job No. : HK1510049
Test Item No. : HK1510049-01
Test Item Details
Test Item Description : Multifunctional Meter
Manufacturer : YSI
Model No. : Professional Plus
Serial No. : 11F100597
Performance Method : Checked according to in-house method CAL005
 (References: Temperature (Section 6 of International Accreditation New Zealand Technical Guide No. 3 Second edition March 2008: Working Thermometer Calibration Procedure), pH value (APHA 21e 4500H:B), Salinity (Refer to Conductivity APHA 19e 2510B) , Dissolved oxygen (APHA 19e 4500-O,C))

Test Item Receipt Date : 12-Feb-15
Test Item Calibration Date : 13-Feb-15
Test Period : 12/02/2015 - 13/02/2015

- Notes :
1. This report shall not be reproduced, except in full, without prior approval from Pilot Testing Limited.
 2. Results relate to item(s) as received.
 3. \pm indicates the tolerance limit
 4. N/A = Not applicable
 5. APHA - American Public Health Association, American Water Works Association and Water Environment Federation, Standard Methods for the Examination of Water and Wastewater, APHA-AWWA-WEF. USA
 6. DO, pH, salinity and temperature performance check was conducted by Pilot Testing Limited.
 7. Because of high sensitivity and ease of measurement, the conductivity method (according to APHA 19e 2510) is used to determine salinity.

Approved Signatory



 Mr. Peter Lee
 (Director)

Issue Date:

13/02/2015


REPORT OF EQUIPMENT PERFORMANCE CHECK/CALIBRATION

WORK ORDER: HK1510049
DATE OF ISSUE: 13/02/2015
CLIENT: LAM GEOTECHNICS LIMITED

Equipment Type	Multifunctional Meter
Manufacturer	YSI
Model No.	Professional Plus
Serial No.	11F100597
Date of Calibration	13-Feb-15
Date of next Calibration	13-May-15

Parameters:

Temperature (Method Ref: Section 6 of International Accreditation New Zealand Technical Guide No.3 Second edition March 2008: Working Thermometer Calibration Procedure)

Reference Reading (°C)	Display Reading (°C)	Deviation (°C)
10.8	10.8	0.0
20.2	20.3	+0.1
30.1	30.6	+0.5
Tolerance Limit		±2.0

pH Value (Method Ref: APHA21e, 4500H:B)

Expected Reading (pH unit)	Reference Reading (pH unit)	Display Reading (pH unit)	Deviation (pH unit)
4.0	4.05	4.06	+0.01
7.0	7.03	7.04	+0.01
10.0	9.98	9.96	+0.02
Tolerance Limit			±0.20

Conductivity (Method Ref: APHA 19e, 2510)

KCl concentration (mol/L)	Reference Reading (ms/cm)	Display Reading (ms/cm)	Deviation (%)
0.0000	0.00	0.00	--
0.1000	12.89	12.81	-0.63
0.2000	24.80	25.20	+1.60
0.5000	58.67	59.33	+1.12
Tolerance Limit			±2.0

Dissolved Oxygen (DO) (Method Ref: APHA 19e, 4500-O, C)

Reference DO reading (mg/L)	DO reading od DO probe (mg/L)	Deviation (mg/L)
7.49	7.60	+0.11
4.56	4.67	+0.11
1.86	1.83	-0.03
Tolerance Limit		±0.20

- Remarks:
- (1) Maxium tolerance and calibration frequency stated in the report, unless otherwise stated, the internal acceptance criteria of Pilot Testing Limited will be followed.
 - (2) Displayed reading presents the figures shown on item under calibration/checking regardless of equipment precision or significant figures.
 - (3) Because of high sensitivity and ease of measurement, the conductivity method (accordng to APHA 19e 2510) is used to determine salinity.

- End of Report -



EQUIPMENT PERFORMANCE CHECK / CALIBRATION REPORT

Report No. : HK1510021
Project Name : EQUIPMENT PERFORMANCE CHECK/CALIBRATION REPORT
Date of Issue : 23/01/2015

Customer : LAM GEOTECHNICS LIMITED
Address : 11/F., CENTRE POINT, 181-185 GLOUCESTER ROAD, WAN CHAI, HONG KONG

Calibration Job No. : HK1510021
Test Item No. : HK1510021-01
Test Item Details
Test Item Description : Multifunctional Meter
Manufacturer : YSI
Model No. : Professional Plus
Serial No. : 14E100105
Performance Method : Checked according to in-house method CAL005
 (References: Temperature (Section 6 of International Accreditation New Zealand Technical Guide No. 3 Second edition March 2008: Working Thermometer Calibration Procedure), pH value (APHA 21e 4500H:B), Salinity (Refer to Conductivity APHA 19e 2510B) , Dissolved oxygen (APHA 19e 4500-O,C))

Test Item Receipt Date : 15-Jan-15
Test Item Calibration Date : 16-Jan-15
Test Period : 16/01/2015 - 23/01/2015

- Notes :
1. This report shall not be reproduced, except in full, without prior approval from Pilot Testing Limited.
 2. Results relate to item(s) as received.
 3. \pm indicates the tolerance limit
 4. N/A = Not applicable
 5. APHA - American Public Health Association, American Water Works Association and Water Environment Federation, Standard Methods for the Examination of Water and Wastewater, APHA-AWWA-WEF. USA
 6. DO, pH, salinity and temperature performance check was conducted by Pilot Testing Limited.
 7. Because of high sensitivity and ease of measurement, the conductivity method (according to APHA 19e 2510) is used to determine salinity.

Approved Signatory :

Mr. Peter Lee
(Director)

Issue Date:

23/01/2015


REPORT OF EQUIPMENT PERFORMANCE CHECK/CALIBRATION

WORK ORDER: HK1510021
DATE OF ISSUE: 23/01/2015
CLIENT: LAM GEOTECHNICS LIMITED

Equipment Type	Multifunctional Meter
Manufacturer	YSI
Model No.	Professional Plus
Serial No.	14E100105
Date of Calibration	16-Jan-15
Date of next Calibration	16-Apr-15

Parameters:

Temperature (Method Ref: Section 6 of International Accreditation New Zealand Technical Guide No.3 Second edition March 2008: Working Thermometer Calibration Procedure)

Reference Reading (°C)	Display Reading (°C)	Deviation (°C)
10.0	10.4	+0.4
19.4	19.6	+0.2
30.0	30.1	+0.1
	Tolerance Limit	±2.0

pH Value (Method Ref: APHA21e, 4500H:B)

Expected Reading (pH unit)	Reference Reading (pH unit)	Display Reading (pH unit)	Deviation (pH unit)
4.0	4.06	4.02	-0.04
7.0	7.01	7.09	+0.08
10.0	9.99	10.03	+0.04
	Tolerance Limit		±0.20

Conductivity (Method Ref: APHA 19e, 2510)

KCl concentration (mol/L)	Reference Reading (ms/cm)	Display Reading (ms/cm)	Deviation (%)
0.0000	0.00	0.00	--
0.1000	12.89	12.69	-1.55
0.2000	24.80	25.25	1.82
0.5000	58.67	57.50	-1.99
	Tolerance Limit		±2.0

Dissolved Oxygen (DO) (Method Ref: APHA 19e, 4500-O, C)

Reference DO reading (mg/L)	DO reading od DO probe (mg/L)	Deviation (mg/L)
8.18	8.14	-0.04
5.89	5.90	0.01
4.42	4.26	-0.16
	Tolerance Limit	±0.20

- Remarks:
- (1) Maxium tolerance and calibration frequency stated in the report, unless otherwise stated, the internal acceptance criteria of Pilot Testing Limited will be followed.
 - (2) Displayed reading presents the figures shown on item under calibration/checking regardless of equipment precision or significant figures.
 - (3) Because of high sensitivity and ease of measurement, the conductivity method (accoriding to APHA 19e 2510) is used to determine salinity.

- End of Report -



EQUIPMENT PERFORMANCE CHECK / CALIBRATION REPORT

Report No. : HK1510133
Project Name : EQUIPMENT PERFORMANCE CHECK/CALIBRATION REPORT
Date of Issue : 21/04/2015

Customer : LAM GEOTECHNICS LIMITED
Address : 11/F., CENTRE POINT, 181-185 GLOUCESTER ROAD, WAN CHAI, HONG KONG

Calibration Job No. : HK1510133
Test Item No. : HK1510133-01
Test Item Details
Test Item Description : Multifunctional Meter
Manufacturer : YSI
Model No. : Professional Plus
Serial No. : 14E100105
Performance Method : Checked according to in-house method CAL005
 (References: Temperature (Section 6 of International Accreditation New Zealand Technical Guide No. 3 Second edition March 2008: Working Thermometer Calibration Procedure), pH value (APHA 21e 4500H:B), Salinity (Refer to Conductivity APHA 19e 2510B) , Dissolved oxygen (APHA 19e 4500-O,C))

Test Item Receipt Date : 14-Apr-15
Test Item Calibration Date : 15-Apr-15
Test Period : 14/04/2015 - 21/04/2015

- Notes :
1. This report shall not be reproduced, except in full, without prior approval from Pilot Testing Limited.
 2. Results relate to item(s) as received.
 3. ± indicates the tolerance limit
 4. N/A = Not applicable
 5. APHA - American Public Health Association, American Water Works Association and Water Environment Federation, Standard Methods for the Examination of Water and Wastewater, APHA-AWWA-WEF. USA
 6. DO, pH, salinity and temperature performance check was conducted by Pilot Testing Limited.
 7. Because of high sensitivity and ease of measurement, the conductivity method (according to APHA 19e 2510) is used to determine salinity.

Approved Signatory

Mr. Peter Lee
(Director)

Issue Date:

21/04/2015


REPORT OF EQUIPMENT PERFORMANCE CHECK/CALIBRATION

WORK ORDER: HK1510133
DATE OF ISSUE: 21/04/2015
CLIENT: LAM GEOTECHNICS LIMITED

Equipment Type	Multifunctional Meter
Manufacturer	YSI
Model No.	Professional Plus
Serial No.	14E100105
Date of Calibration	15-Apr-15
Date of next Calibration	15-Jul-15

Parameters:

Temperature (Method Ref: Section 6 of International Accreditation New Zealand Technical Guide No.3 Second edition March 2008: Working Thermometer Calibration Procedure)

Reference Reading (°C)	Display Reading (°C)	Deviation (°C)
10.2	10.4	+0.2
19.9	20.1	+0.2
28.9	27.4	-1.5
Tolerance Limit		±2.0

pH Value (Method Ref: APHA21e, 4500H:B)

Expected Reading (pH unit)	Reference Reading (pH unit)	Display Reading (pH unit)	Deviation (pH unit)
4.0	3.97	4.08	+0.11
7.0	6.92	7.03	+0.11
10.0	9.91	10.01	+0.10
Tolerance Limit			±0.20

Conductivity (Method Ref: APHA 19e, 2510)

KCl concentration (mol/L)	Reference Reading (ms/cm)	Display Reading (ms/cm)	Deviation (%)
0.0000	0.00	0.00	--
0.1000	12.89	12.70	-1.50
0.2000	24.80	24.99	+0.77
0.5000	58.67	58.36	-0.53
Tolerance Limit			±2.0

Dissolved Oxygen (DO) (Method Ref: APHA 19e, 4500-O, C)

Reference DO reading (mg/L)	DO reading od DO probe (mg/L)	Deviation (mg/L)
8.93	8.85	-0.08
5.15	5.17	+0.02
1.58	1.71	+0.13
Tolerance Limit		±0.20

- Remarks:
- (1) Maximum tolerance and calibration frequency stated in the report, unless otherwise stated, the internal acceptance criteria of Pilot Testing Limited will be followed.
 - (2) Displayed reading presents the figures shown on item under calibration/checking regardless of equipment precision or significant figures.
 - (3) Because of high sensitivity and ease of measurement, the conductivity method (according to APHA 19e 2510) is used to determine salinity.

- End of Report -



EQUIPMENT PERFORMANCE CHECK / CALIBRATION REPORT

Report No. : HK1510022
Project Name : EQUIPMENT PERFORMANCE CHECK/CALIBRATION REPORT
Date of Issue : 26/01/2015

Customer : LAM GEOTECHNICS LIMITED
Address : 11/F., CENTRE POINT, 181-185 GLOUCESTER ROAD, WAN CHAI, HONG KONG

Calibration Job No. : HK1510022
Test Item No. : HK1510022-01
Test Item Details
Test Item Description : Multifunctional Meter
Manufacturer : YSI
Model No. : Professional Plus
Serial No. : 14M100277
Performance Method : Checked according to in-house method CAL005
 (References: Temperature (Section 6 of International Accreditation New Zealand Technical Guide No. 3 Second edition March 2008: Working Thermometer Calibration Procedure), pH value (APHA 21e 4500H:B), Salinity (Refer to Conductivity APHA 19e 2510B) , Dissolved oxygen (APHA 19e 4500-O,C))

Test Item Receipt Date : 19-Jan-15
Test Item Calibration Date : 19-Jan-15
Test Period : 19/01/2015 - 26/01/2015

- Notes :
1. This report shall not be reproduced, except in full, without prior approval from Pilot Testing Limited.
 2. Results relate to item(s) as received.
 3. \pm indicates the tolerance limit
 4. N/A = Not applicable
 5. APHA - American Public Health Association, American Water Works Association and Water Environment Federation, Standard Methods for the Examination of Water and Wastewater, APHA-AWWA-WEF. USA
 6. DO, pH, salinity and temperature performance check was conducted by Pilot Testing Limited.
 7. Because of high sensitivity and ease of measurement, the conductivity method (according to APHA 19e 2510) is used to determine salinity.

Approved Signatory

Mr. Peter Lee
(Director)

Issue Date:

26/01/2015


REPORT OF EQUIPMENT PERFORMANCE CHECK/CALIBRATION

WORK ORDER: HK1510022
DATE OF ISSUE: 26/01/2015
CLIENT: LAM GEOTECHNICS LIMITED

Equipment Type	Multifunctional Meter
Manufacturer	YSI
Model No.	Professional Plus
Serial No.	14M100277
Date of Calibration	19-Jan-15
Date of next Calibration	19-Apr-15

Parameters:

Temperature (Method Ref: Section 6 of International Accreditation New Zealand Technical Guide No.3 Second edition March 2008: Working Thermometer Calibration Procedure)

Reference Reading (°C)	Display Reading (°C)	Deviation (°C)
10.4	10.8	+0.4
19.9	20.1	+0.2
30.2	30.0	-0.2
	Tolerance Limit	±2.0

pH Value (Method Ref: APHA21e, 4500H:B)

Expected Reading (pH unit)	Reference Reading (pH unit)	Display Reading (pH unit)	Deviation (pH unit)
4.0	4.05	4.07	+0.02
7.0	7.02	7.04	+0.02
10.0	9.99	10.18	+0.19
	Tolerance Limit		±0.20

Conductivity (Method Ref: APHA 19e, 2510)

KCl concentration (mol/L)	Reference Reading (ms/cm)	Display Reading (ms/cm)	Deviation (%)
0.0000	0.00	0.00	--
0.1000	12.89	12.99	+0.74
0.2000	24.80	24.91	+0.43
0.5000	58.67	59.21	+0.93
	Tolerance Limit		±2.0

Dissolved Oxygen (DO) (Method Ref: APHA 19e, 4500-O, C)

Reference DO reading (mg/L)	DO reading od DO probe (mg/L)	Deviation (mg/L)
8.28	8.22	-0.06
4.67	4.59	-0.08
1.42	1.48	+0.06
	Tolerance Limit	±0.20

- Remarks:
- (1) Maxium tolerance and calibration frequency stated in the report, unless otherwise stated, the internal acceptance criteria of Pilot Testing Limited will be followed.
 - (2) Displayed reading presents the figures shown on item under calibration/checking regardless of equipment precision or significant figures.
 - (3) Because of high sensitivity and ease of measurement, the conductivity method (accoriding to APHA 19e 2510) is used to determine salinity.

- End of Report -



EQUIPMENT PERFORMANCE CHECK / CALIBRATION REPORT

Report No. : HK1510134
Project Name : EQUIPMENT PERFORMANCE CHECK/CALIBRATION REPORT
Date of Issue : 24/04/2015

Customer : LAM GEOTECHNICS LIMITED
Address : 11/F., CENTRE POINT, 181-185 GLOUCESTER ROAD, WAN CHAI, HONG KONG

Calibration Job No. : HK1510134
Test Item No. : HK1510134-01
Test Item Details
Test Item Description : Multifunctional Meter
Manufacturer : YSI
Model No. : Professional Plus
Serial No. : 14M100277
Performance Method : Checked according to in-house method CAL005
(References: Temperature (Section 6 of International Accreditation New Zealand Technical Guide No. 3 Second edition March 2008: Working Thermometer Calibration Procedure), pH value (APHA 21e 4500H:B), Salinity (Refer to Conductivity APHA 19e 2510B) , Dissolved oxygen (APHA 19e 4500-O,C))

Test Item Receipt Date : 17-Apr-15
Test Item Calibration Date : 17-Apr-15
Test Period : 17/04/2015 - 24/04/2015

- Notes :
1. This report shall not be reproduced, except in full, without prior approval from Pilot Testing Limited.
 2. Results relate to item(s) as received.
 3. ± indicates the tolerance limit
 4. N/A = Not applicable
 5. APHA - American Public Health Association, American Water Works Association and Water Environment Federation, Standard Methods for the Examination of Water and Wastewater, APHA-AWWA-WEF. USA
 6. DO, pH, salinity and temperature performance check was conducted by Pilot Testing Limited.
 7. Because of high sensitivity and ease of measurement, the conductivity method (according to APHA 19e 2510) is used to determine salinity.

Approved Signatory

Mr. Peter Lee
(Director)

Issue Date:

24/04/2015


REPORT OF EQUIPMENT PERFORMANCE CHECK/CALIBRATION

WORK ORDER: HK1510134
DATE OF ISSUE: 24/04/2015
CLIENT: LAM GEOTECHNICS LIMITED

Equipment Type	Multifunctional Meter
Manufacturer	YSI
Model No.	Professional Plus
Serial No.	14M100277
Date of Calibration	17-Apr-15
Date of next Calibration	17-Jul-15

Parameters:

Temperature (Method Ref: Section 6 of International Accreditation New Zealand Technical Guide No.3 Second edition March 2008: Working Thermometer Calibration Procedure)

Reference Reading (°C)	Display Reading (°C)	Deviation (°C)
10.2	10.5	+0.3
19.7	19.1	-0.6
31.3	31.3	0.0
Tolerance Limit		±2.0

pH Value (Method Ref: APHA21e, 4500H:B)

Expected Reading (pH unit)	Reference Reading (pH unit)	Display Reading (pH unit)	Deviation (pH unit)
4.0	3.97	4.14	+0.17
7.0	6.88	7.03	+0.15
10.0	9.84	9.90	+0.06
Tolerance Limit			±0.20

Conductivity (Method Ref: APHA 19e, 2510)

KCl concentration (mol/L)	Reference Reading (ms/cm)	Display Reading (ms/cm)	Deviation (%)
0.0000	0.00	0.00	--
0.1000	12.89	13.08	+1.47
0.2000	24.80	24.43	-1.49
0.5000	58.67	58.10	-0.97
Tolerance Limit			±2.0

Dissolved Oxygen (DO) (Method Ref: APHA 19e, 4500-O, C)

Reference DO reading (mg/L)	DO reading od DO probe (mg/L)	Deviation (mg/L)
8.18	8.06	-0.12
5.59	5.46	-0.13
3.00	2.96	-0.04
Tolerance Limit		±0.20

- Remarks:
- (1) Maximum tolerance and calibration frequency stated in the report, unless otherwise stated, the internal acceptance criteria of Pilot Testing Limited will be followed.
 - (2) Displayed reading presents the figures shown on item under calibration/checking regardless of equipment precision or significant figures.
 - (3) Because of high sensitivity and ease of measurement, the conductivity method (according to APHA 19e 2510) is used to determine salinity.

- End of Report -